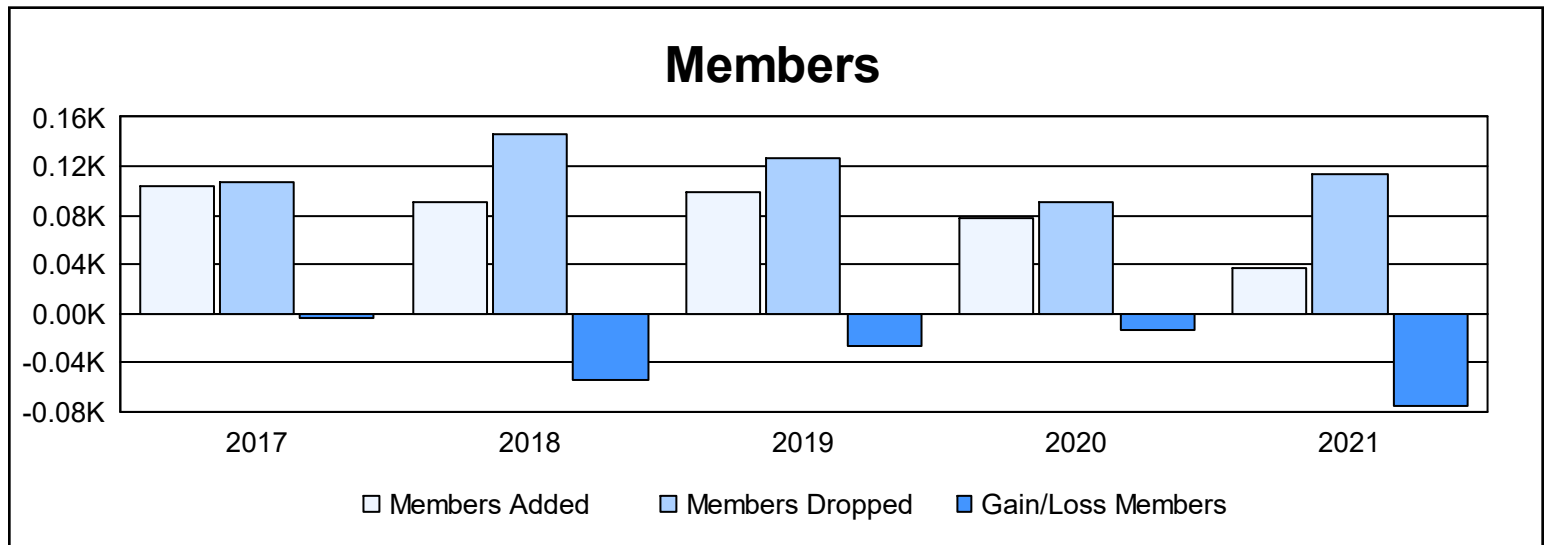
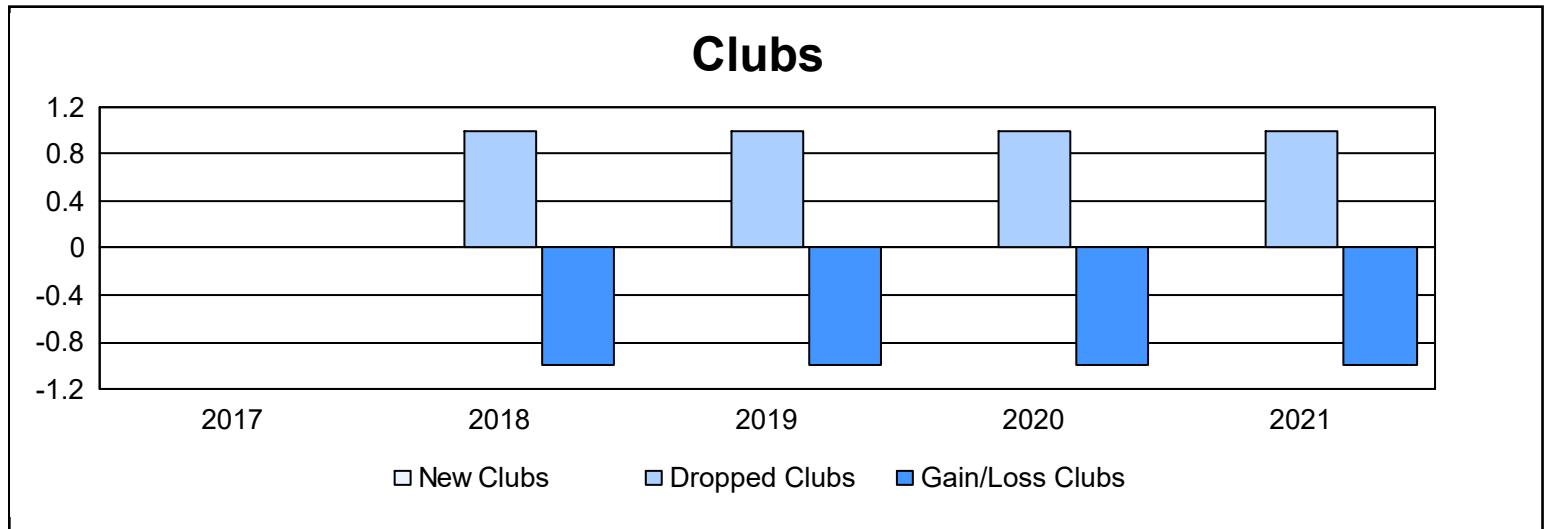
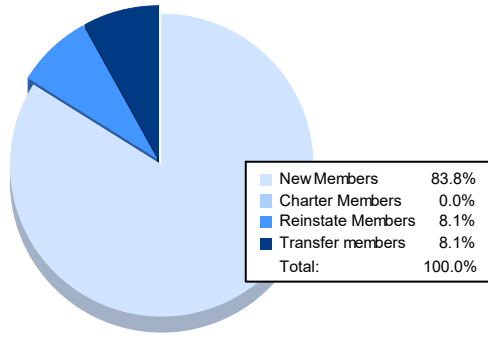


| Year | New Clubs | Dropped Clubs | Gain/ Loss Clubs | New Members | Charter Members | Reinstate Members | Transfer Members | Total Member Added | Total Members Dropped | Gain/ Loss Members |
|----------------|-----------|---------------|------------------|-------------|-----------------|-------------------|------------------|--------------------|-----------------------|--------------------|
| 2016-2017 | 0 | 0 | 0 | 96 | 0 | 1 | 6 | 103 | 107 | -4 |
| 2017-2018 | 0 | 1 | -1 | 75 | 1 | 5 | 10 | 91 | 146 | -55 |
| 2018-2019 | 0 | 1 | -1 | 93 | 0 | 5 | 1 | 99 | 126 | -27 |
| 2019-2020 | 0 | 1 | -1 | 62 | 1 | 3 | 11 | 77 | 90 | -13 |
| 2020-2021 | 0 | 1 | -1 | 31 | 0 | 3 | 3 | 37 | 113 | -76 |
| Average | 0 | 1 | -1 | 71 | 0 | 3 | 6 | 81 | 116 | -35 |



Membership Composition June 2021 Cumulative



Gender Composition June 2021 Cumulative

